
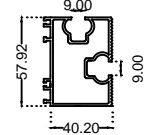
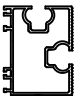
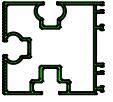
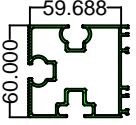
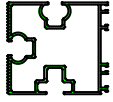

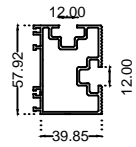
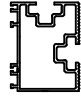
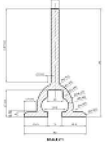
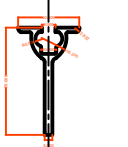

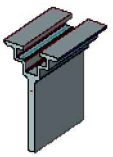
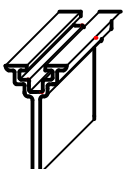


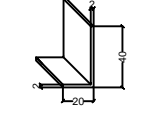
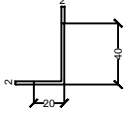

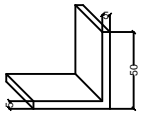
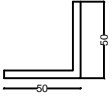
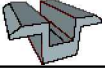
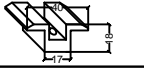

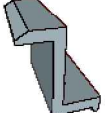
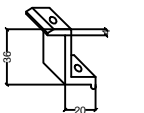






ΠΡΟΦΙΛ ΣΕ ΒΕΡΓΕΣ — ΕΞΑΡΤΗΜΑΤΑ ΓΙΑ ΔΩΜΑΤΑ

ΚΩΔΙΚΟΣ	ΣΧΕΔΙΟ	ΣΧΕΔΙΟ	ΣΧΕΔΙΟ	ΧΑΡΑΚΤΗΡΙΣΜΟΣ	ΔΙΑΣΤΑΣΕΙΣ (m.m.)		ΒΑΡΟΣ (gr)	ΡΟΠΗ ΑΔΡΑΝΕΙΑΣ cm ⁴
384bget				ΤΕΓΙΔΑ ΑΛΟΥΜΙΝΙΟ EN AW 6063 T66	384	1000	1.270,0	ly = 13.544 lz = 5.403
					384α	750	889,5	
					384β	600	711,6	
					384γ	55	62,0	
					384δ	6100	7.234,6	
380bget	60x60 			ΤΕΓΙΔΑ ΑΛΟΥΜΙΝΙΟ EN AW 6063 T66	380	1000	1.562,5	ly = lz =
					bget	6100	9.531,25	
384				ΤΕΓΙΔΑ ΑΛΟΥΜΙΝΙΟ EN AW 6063 T66	384	1000	1.277,0	ly = 13.544 lz = 5.403
					384α	750	889,5	
					384β	600	711,6	
					384γ	55	62,0	
					384δ	6100	7.234,6	
387bget				ΚΕΚΛΙΜΕΝΗ ΡΑΒΔΟΣ ΔΙΗΛΑΣΜΕΝΟ ΑΛΟΥΜΙΝΙΟ EN AW 6063 T66	387	1000	1.315,0	ly = 21,145 lz = 2,1891
					bget	6100		
387				ΚΕΚΛΙΜΕΝΗ ΡΑΒΔΟΣ ΔΙΗΛΑΣΜΕΝΟ ΑΛΟΥΜΙΝΙΟ EN AW 6063 T66	387	1000	1.220,0	ly = 21,145 lz = 2,1891
						6100		
369				ΑΝΤΙΑΝΕΜΙΟ 40X20X2	369	1000	314,0	ly = 1,964 lz = 0.348
					369α	6100	1.915,4	
370				ΟΡΘΟΣΤΑΤΗΣ ΤΡΙΓΩΝΟΥ	370	1000	1.282,0	ly = 11.25 lz = 11.25
				ΓΩΝΙΑ ΣΤΗΡΙΞΗΣ 50X50X5	370α	120	155,0	
				ΓΩΝΙΑ ΣΤΗΡΙΞΗΣ 50X50X5	370β	50	65,0	
				ΓΩΝΙΑ ΣΤΗΡΙΞΗΣ 50X50X5	370γ	40	52,0	
365				CLAMP 'T'	365	40	34,0	ly = 0.941 lz = 2.201
366				CLAMP 'Z' ΓΙΑ ΔΙΑΦΟΡΑ ΠΑΧΗ Φ/Β ΠΛΑΙΣΙΩΝ	366	40	28,0	ly = 4.585 lz = 1.268
					366α	40	32,0	
364B				ΠΛΑΣΤΙΚΟ ΤΕΜΑΧΙΟ ΓΙΑ ΣΤΗΡΙΞΗ ΤΕΤΡΑΓΩΝΟΥ ΠΛΕΙΜΑΔΙΟΥ	364B			